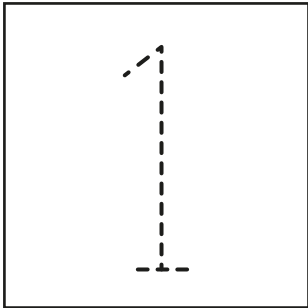


Numbers book

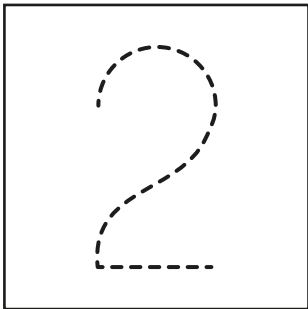

Spanish





Traza y pega las imágenes donde correspondan.
Trace and paste the pictures where they belong.




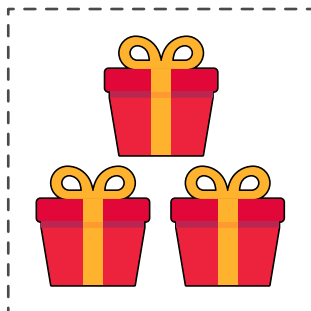

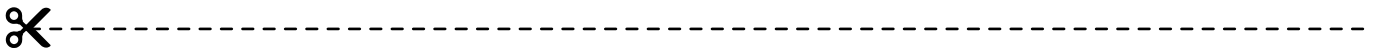

uno




dos



tres




Observa las imágenes y suma los números.
Look at the pictures and add the numbers.



$$1 + 3 =$$




$$2 + 4 =$$




$$3 + 2 =$$

Cuenta las imágenes y escribe el número correcto en el recuadro.
Count the pictures and write the correct number in the box


1 2 3 4 5 6 7 8 9 10



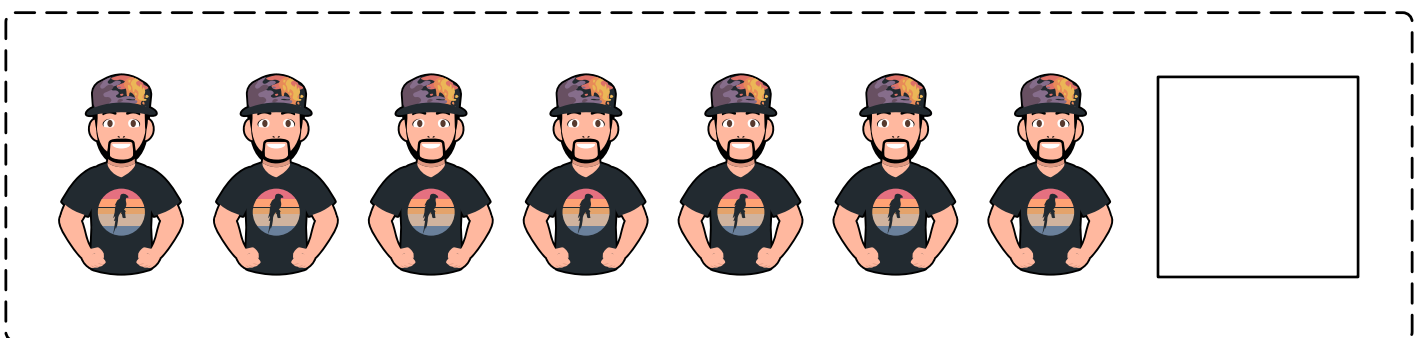
A dashed rectangular box containing ten cartoon babies. Five babies are arranged in a top row, and five are in a bottom row. To the right of the babies is a solid rectangular box for writing the count.



A dashed rectangular box containing ten cartoon cats. Five cats are arranged in a top row, and five are in a bottom row. To the right of the cats is a solid rectangular box for writing the count.



A dashed rectangular box containing ten cartoon women. Five women are arranged in a top row, and five are in a bottom row. To the right of the women is a solid rectangular box for writing the count.



A dashed rectangular box containing ten cartoon men. All ten men are arranged in a single horizontal row. To the right of the men is a solid rectangular box for writing the count.